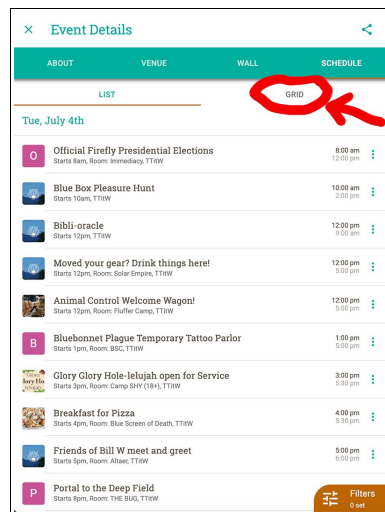



How to use the WWW at Firefly

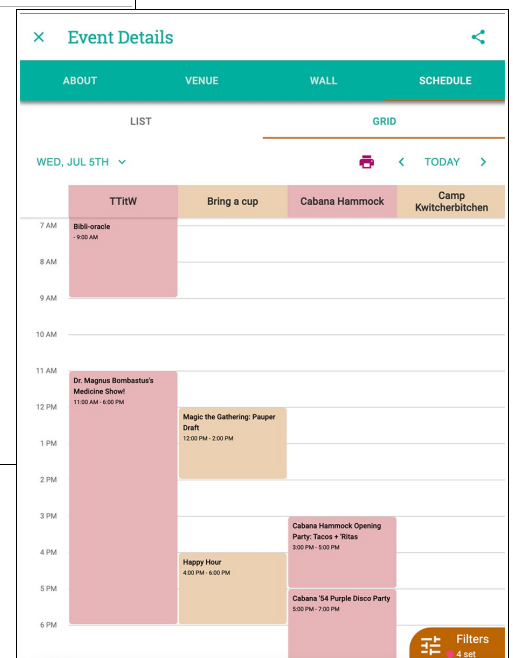
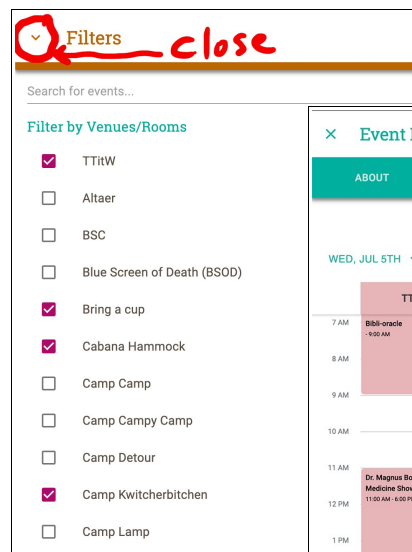
Go to <https://www.doormouse.com/events/864056>
(Chrome browser is best, but it works anywhere)

Click the SCHEDULE tab on the far right to see the schedule. This will bring up a LIST view. To see it as a schedule grid, click GRID on the right top.

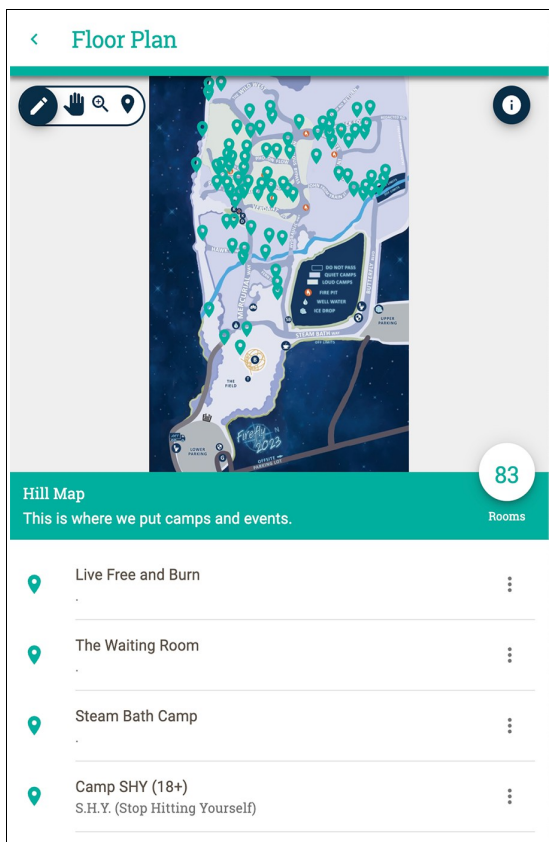


This is the GRID view (The first column, TtitW, is all individual non-Camp events):

You can use the Filters button at the bottom to see only the camps you're interested in, in either view. Choose the ones you want and click the down arrow at the top to close and see the results.



You can also see a map of the hill! Like this:



← “Rooms” are camps or locations.

← Clicking a camp makes its pin orange on the map, and brings up its events below!

To get to this view, start at the Firefly page:

1. click the VENUE tab,
2. scroll to the bottom and click the MAP button. That's it! You can zoom in on the map.

